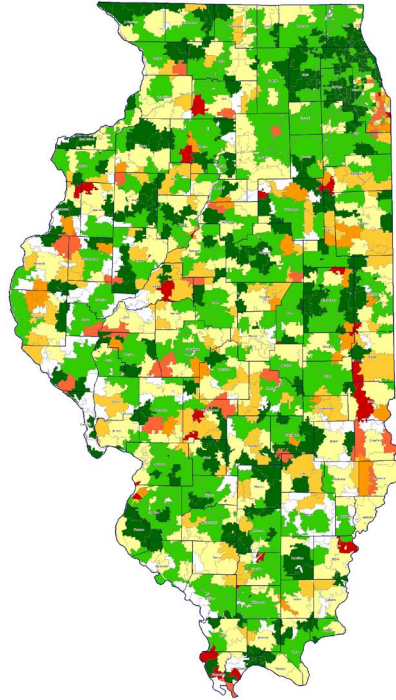




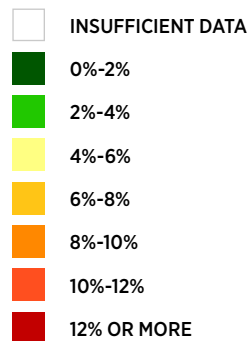
# Illinois

## Seriously Delinquent Mortgages by ZIP Code

DECEMBER 2016



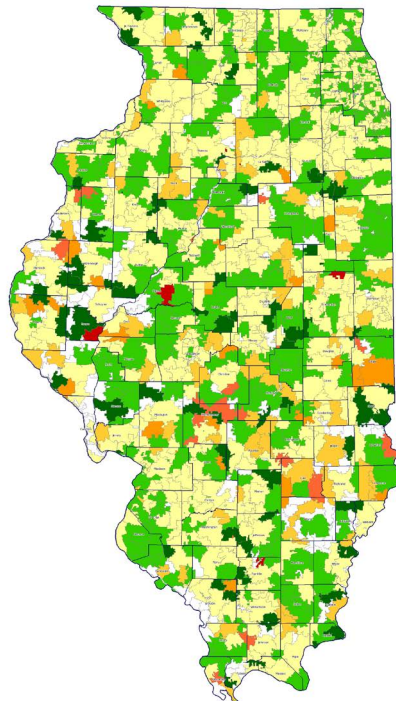
In December 2016, 3.15 percent of loans in Illinois were seriously delinquent (delinquent 90 days or more or in foreclosure). The national rate stood at 2.72 percent.



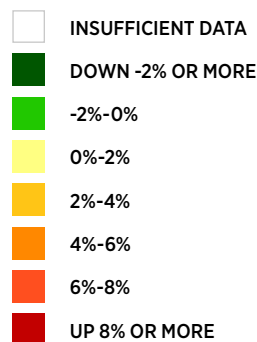
Source: Black Knight Financial Services McDash™ Database

## Change in Seriously Delinquent Mortgages by ZIP Code

SEPTEMBER 2016 TO DECEMBER 2016



The share of seriously delinquent loans increased 10 basis points (bps) in Illinois between September 2016 and December 2016. Loans that are delinquent 90 days or more increased 6 bps; foreclosures increased 3 bps.



Source: Black Knight Financial Services McDash™ Database

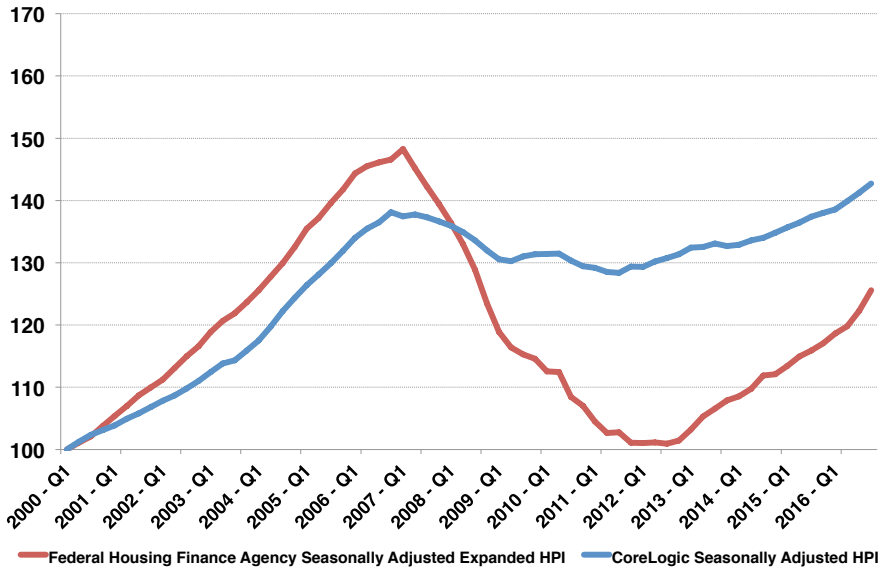


# Illinois

## House Prices

FOURTH QUARTER 2016

**Illinois House Prices**  
Indexed: Q1 2000 = 100



In the fourth quarter of 2016, house price indices for Illinois were 2.7 percent higher (FHFA) and 1.1 percent higher (CoreLogic) than in the third quarter of 2016. Since the fourth quarter of 2015, house price indices were 7.3 percent higher (FHFA) and 3.4 percent higher (CoreLogic).

Sources: Federal Housing Finance Agency and CoreLogic