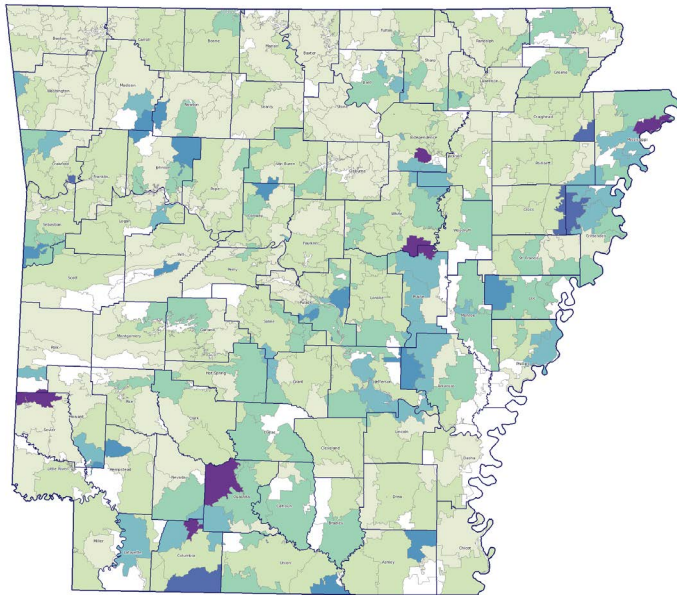


Arkansas

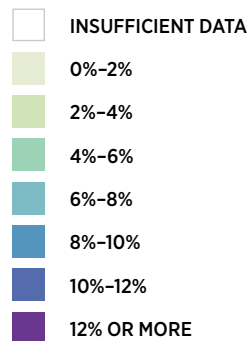
Seriously Delinquent Mortgages by ZIP Code

SEPTEMBER 2017

Please note that the Housing Market Conditions heat maps have been upgraded and now display the percentage categories of “seriously delinquent mortgages” and “change in seriously delinquent mortgages” in an updated color palette. If you have any questions, or need more information about the new heat maps, please contact communitydevelopment@stls.frb.org.



In September 2017, 2.66 percent of loans in Arkansas were seriously delinquent (delinquent 90 days or more or in foreclosure). The national rate stood at 2.2 percent.

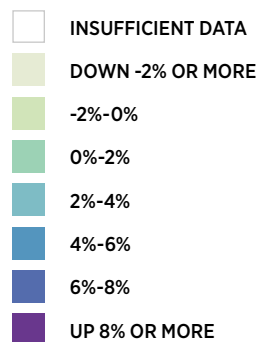
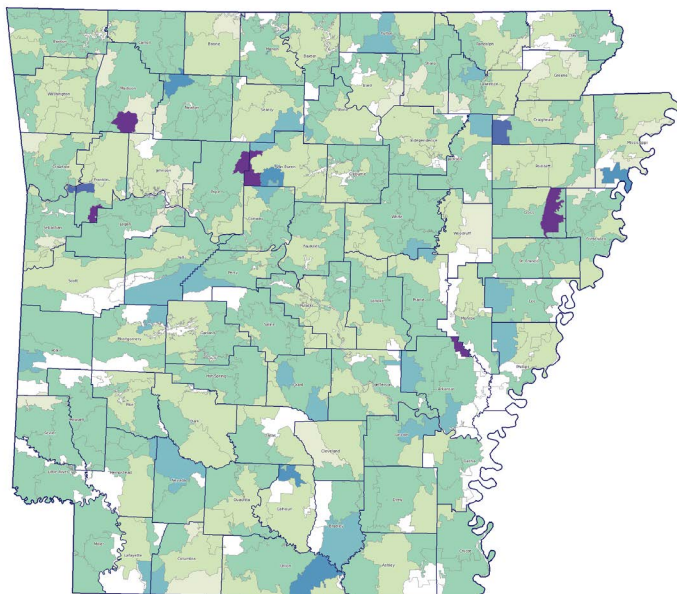


Source: Black Knight Financial Services McDash™ Database

Change in Seriously Delinquent Mortgages by ZIP Code

JUNE 2017 TO SEPTEMBER 2017

The share of seriously delinquent loans did not change in Arkansas between June 2017 and September 2017. Loans that are delinquent 90 days or more increased 5 bps; foreclosures decreased 4 bps.



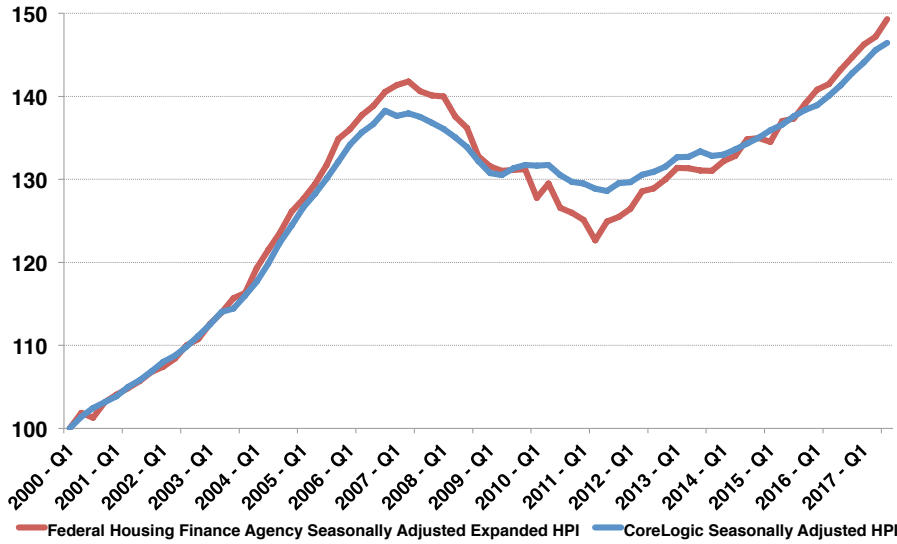
Source: Black Knight Financial Services McDash™ Database

Arkansas

House Prices

THIRD QUARTER 2017

Arkansas House Prices
Indexed: Q1 2000 = 100



In the third quarter of 2017, house price indices for Arkansas were 1.4 percent higher (FHFA) and 0.6 percent higher (CoreLogic) than in the second quarter of 2017. Since the third quarter of 2016, house price indices were 4.3 percent higher (FHFA) and 3.6 percent higher (CoreLogic).

Sources: Federal Housing Finance Agency and CoreLogic