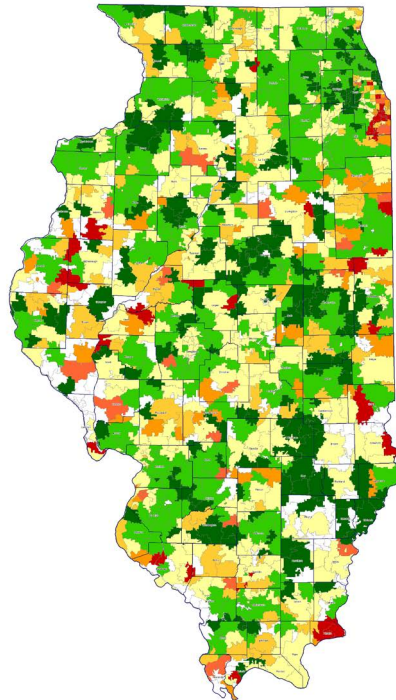




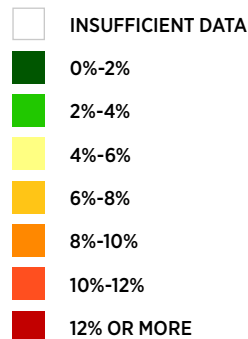
# Illinois

## Seriously Delinquent Mortgages by ZIP Code

JUNE 2015



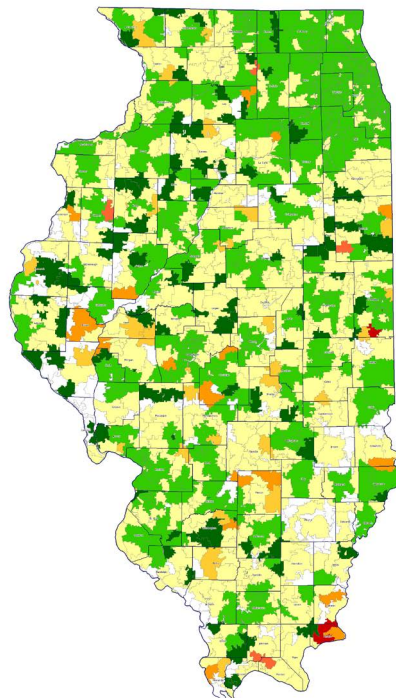
In June 2015, 3.85 percent of loans in Illinois were seriously delinquent (delinquent 90 days or more or in foreclosure). The national rate stood at 3.41 percent.



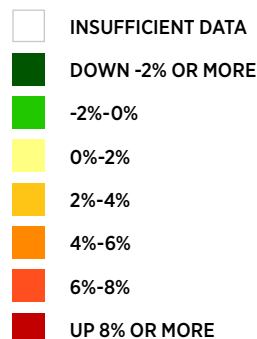
Source: Lender Processing Services

## Change in Seriously Delinquent Mortgages by ZIP Code

MARCH 2015 TO JUNE 2015



The share of seriously delinquent loans decreased 31 basis points (bps) in Illinois between March 2015 and June 2015. Loans that are delinquent 90 days or more decreased 21 bps; foreclosures decreased 10 bps.



Source: Lender Processing Services

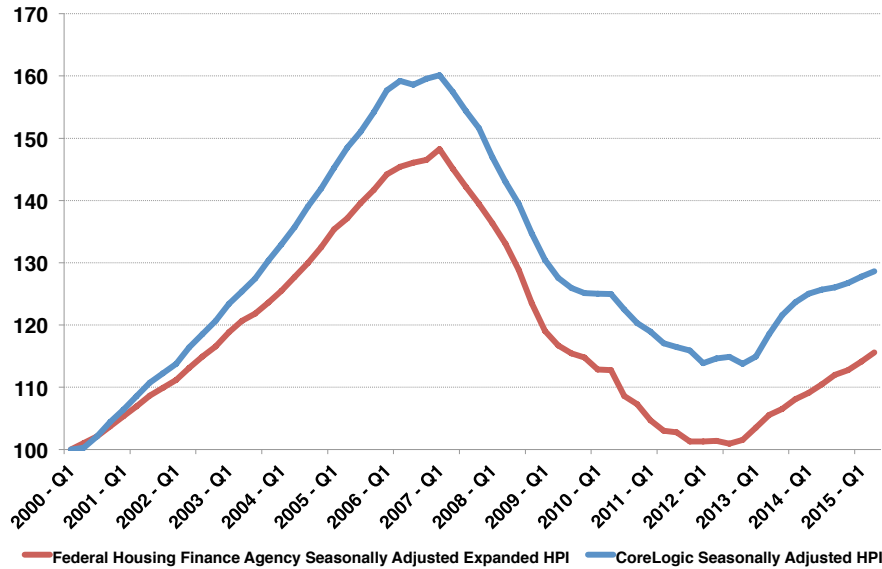


# Illinois

## House Prices

SECOND QUARTER 2015

**Illinois House Prices**  
Indexed: Q1 2000 = 100



In the second quarter of 2015, house price indices for Illinois were 1.3 percent higher (FHFA) and 0.7 percent higher (CoreLogic) than in the first quarter of 2015. Since the second quarter of 2014, house price indices were 4.6 percent higher (FHFA) and 2.4 percent higher (CoreLogic).

Sources: Federal Housing Finance Agency and CoreLogic