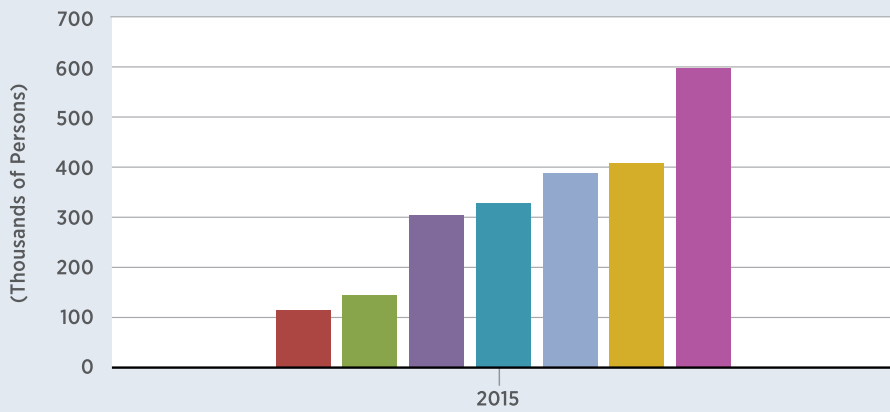


Employment by Sector

FRED 

- Mining, Logging, and Construction
- Financial Activities
- Leisure and Hospitality
- Manufacturing
- Professional and Business Services
- Education and Health Services
- Trade, Transportation, and Utilities



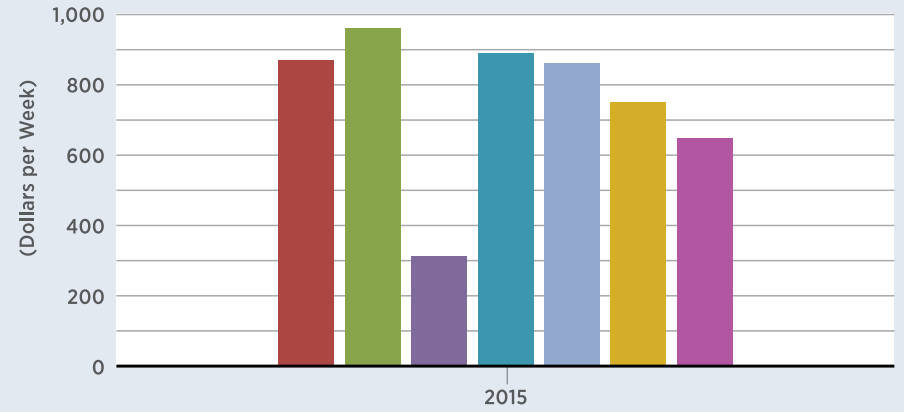
research.stlouisfed.org

<http://myf.red/g/45yL>

Average Weekly Earnings by Sector

FRED 


- Mining, Logging, and Construction
- Financial Activities
- Leisure and Hospitality
- Manufacturing
- Professional and Business Services
- Education and Health Services
- Trade, Transportation, and Utilities



research.stlouisfed.org

<http://myf.red/g/4k1s>

Bachelor's Degree or Higher 5-year Estimate

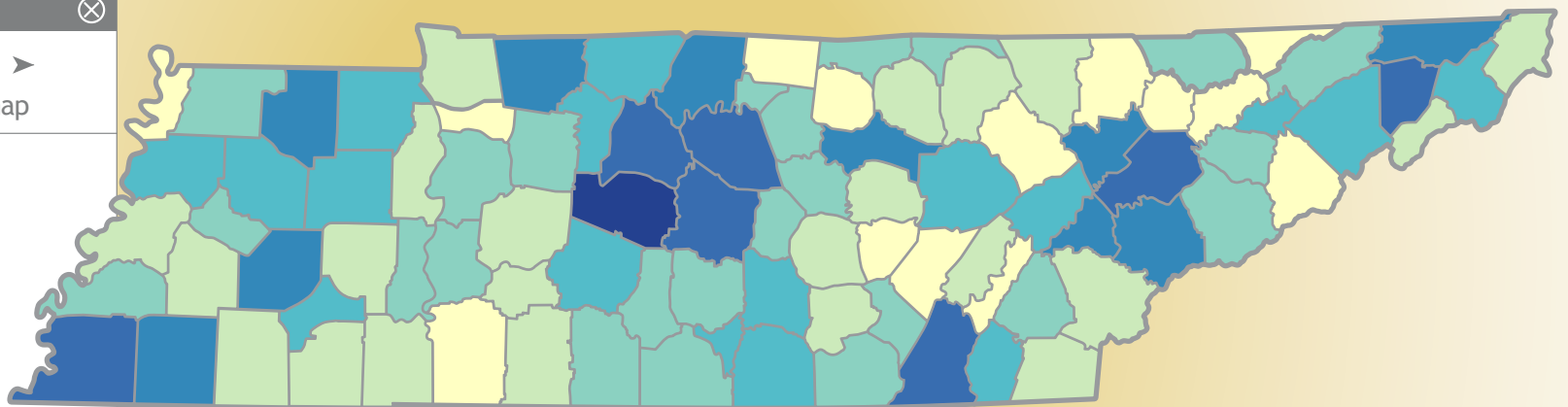
Legend 

DATE: < 2008 - 2012 >

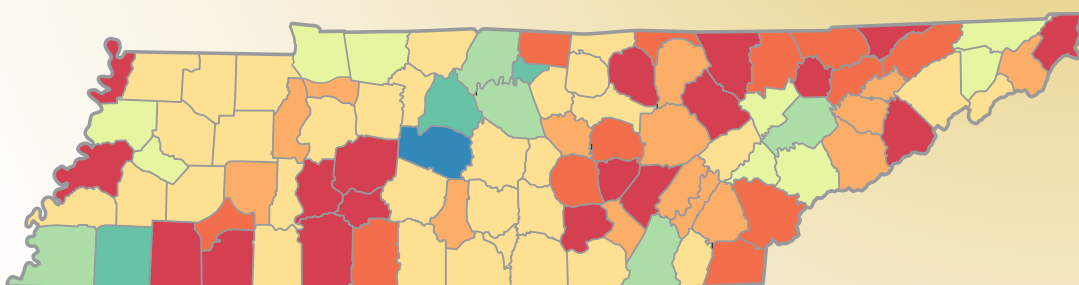
Display values on map


UNITS: (Percent)

- ≤ 10
- ≤ 12
- ≤ 15
- ≤ 20
- ≤ 25
- ≤ 35
- ≤ 55



Per Capita Personal Income by County



Legend 

DATE: < 2013 >

Display values on map

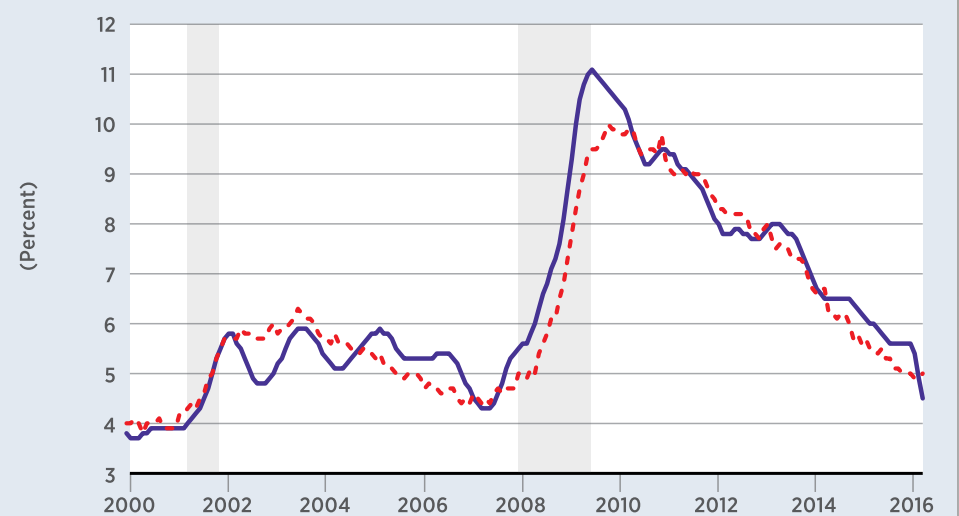
UNITS: (Dollars)

- ≤ 28 K
- ≤ 30 K
- ≤ 32 K
- ≤ 36 K
- ≤ 36 K
- ≤ 40 K
- ≤ 48 K
- ≤ 60 K
- ≤ 70 K

Unemployment Rates USA, Tennessee

FRED 

- Unemployment Rate in Tennessee
- - - Civilian Unemployment Rate



research.stlouisfed.org

<http://myf.red/g/47C7>

