



CENTRAL  
to  
AMERICA'S  
ECONOMY™

# Safe Real Interest Rates and Fed Policy

**James Bullard**

*President and CEO, FRB-St. Louis*

Commerce Bank

2016 Annual Economic Breakfast

Nov. 10, 2016

St. Louis, Mo.

---

# Introduction

## This talk

---

- In this talk, I will discuss how a single equation can describe much of the state of the current monetary policy debate, and simultaneously, how the St. Louis Fed's new approach fits within this one-equation format.
- The bottom line: Low interest rates are likely to continue to be the norm over the next two to three years.

## A new regime-based approach

- The St. Louis Fed recently changed its approach to near-term U.S. macroeconomic and monetary policy projections.
  - J. Bullard, “One Equation to Understand the Current Monetary Policy Debate,” remarks delivered at AUBER 2016 Fall Conference, Fayetteville, Ark., Oct. 24, 2016.
  - J. Bullard, “Normalization: A New Approach,” remarks delivered at the Wealth and Asset Management Research Conference, St. Louis, Aug. 17, 2016.
  - Wharton Business Radio interview, Aug. 12, 2016.
  - J. Bullard, “A Tale of Two Narratives,” remarks delivered at the Gateway Chapter of NABE, St. Louis, July 12, 2016.
  - J. Bullard, “A New Characterization of the U.S. Macroeconomic and Monetary Policy Outlook,” remarks delivered at the Society of Business Economists Annual Dinner, London, U.K., June 30, 2016.
  - J. Bullard, “The St. Louis Fed’s New Characterization of the Outlook for the U.S. Economy,” announcement, June 17, 2016.
  - All are available on my webpage under “Key Policy Papers.”

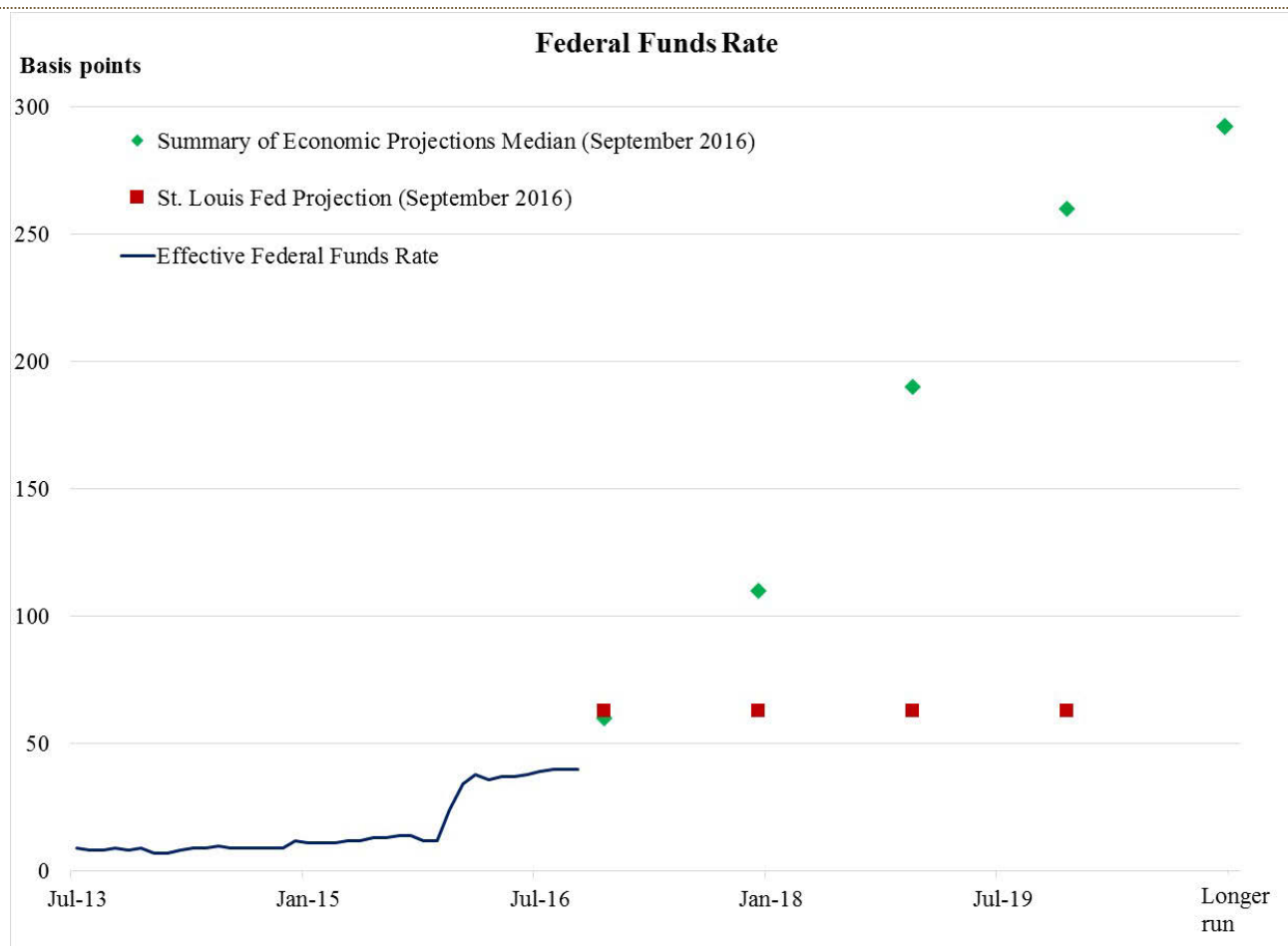
# The Monetary Policy Problem

## The policy rate

---

- The Federal Open Market Committee (FOMC) operates by setting a short-term nominal interest rate, which I will call the policy rate. This rate then influences all other nominal interest rates.
- The current policy rate setting is just 38 basis points, extraordinarily low by postwar historical standards.
- The FOMC is considering raising the policy rate to a somewhat higher level.
- The St. Louis Fed's rate path projection is much flatter than those of the rest of the Committee.

## The policy rate path dichotomy



## The Taylor-type policy rule

- John Taylor of Stanford University is famous for his work on what has come to be known as the “Taylor rule.”
- This rule provides a recommended setting for the FOMC’s policy rate based on current values of observable macroeconomic variables.
- In some macroeconomic analyses, versions of the Taylor rule can provide an approximation to optimal monetary policy.
  - The rule is very credible in this sense.
- I will use a version of Taylor’s equation to guide our discussion of why rates are so low today.



## The Taylor rule as a simple equation with four terms

- A Taylor-type rule can be written as:

$$i = r^{\dagger} + \pi^* + \phi_{\pi} \pi^{GAP} + \phi_u u^{GAP}$$

- On the left-hand side is the object of interest, the short-term nominal policy rate set by the FOMC, denoted as  $i$ . The equation recommends a current value for  $i$ .
- On the right-hand side are four terms. The point of this talk is to argue that one of these terms,  $r^{\dagger}$ , is most interesting in the current macroeconomic environment.
- The parameters  $\phi_{\pi}$  and  $\phi_u$  are positive constants that will not matter for the argument made here, so they can be ignored.

# Gaps Close to Zero

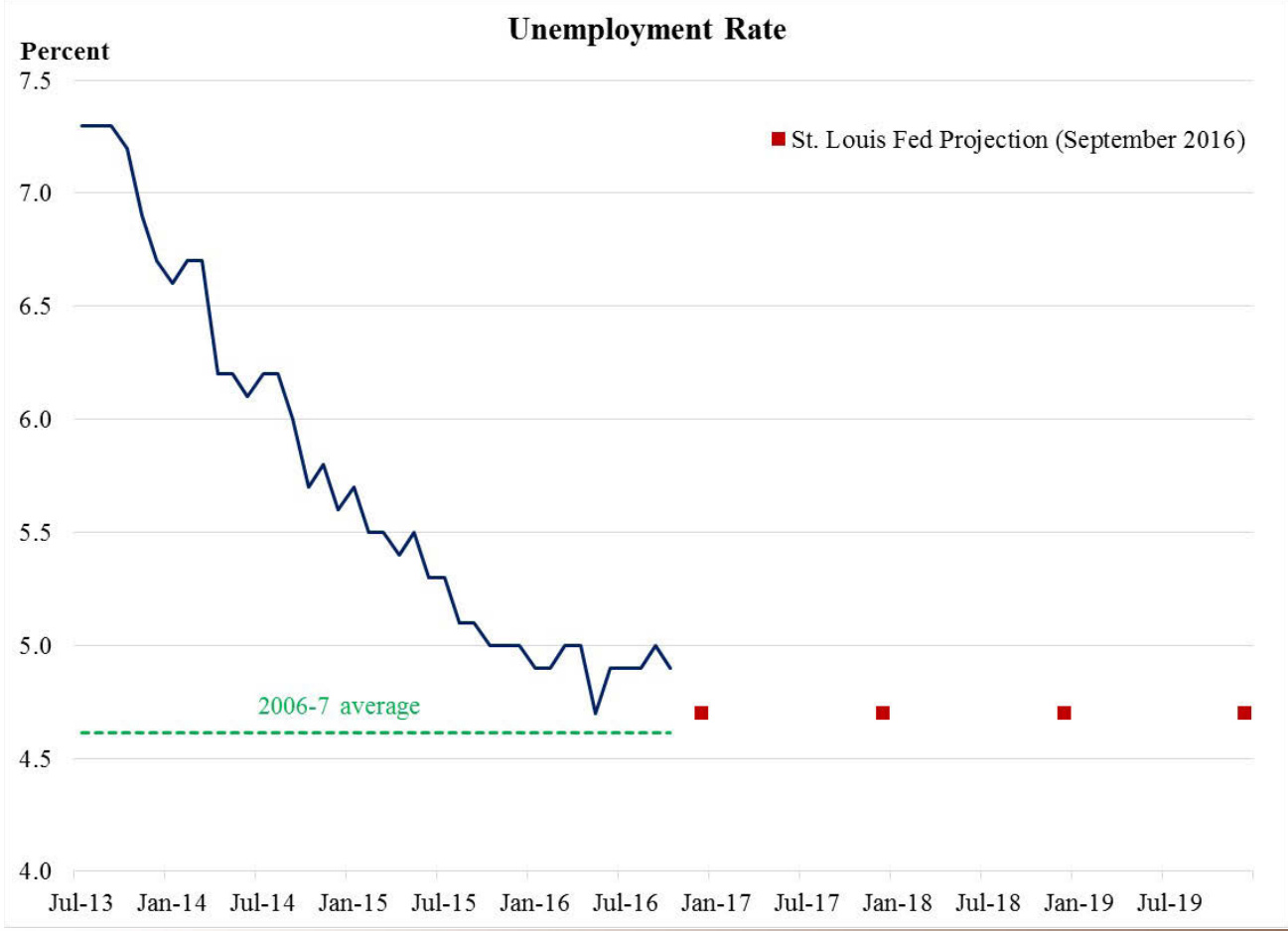
## Eliminating gap terms

- We have the Taylor rule written as:

$$i = r^{\dagger} + \pi^* + \phi_{\pi} \pi^{GAP} + \phi_u u^{GAP}$$

- The last term on the right,  $u^{GAP}$ , represents the distance between the unemployment rate and what the Committee views as a normal rate of unemployment.
- This gap is essentially zero today, so this term falls out of the calculation.
- Broader measures of labor market performance, as captured in a labor market conditions index, also suggest good labor market performance.

# Unemployment has declined to a low level



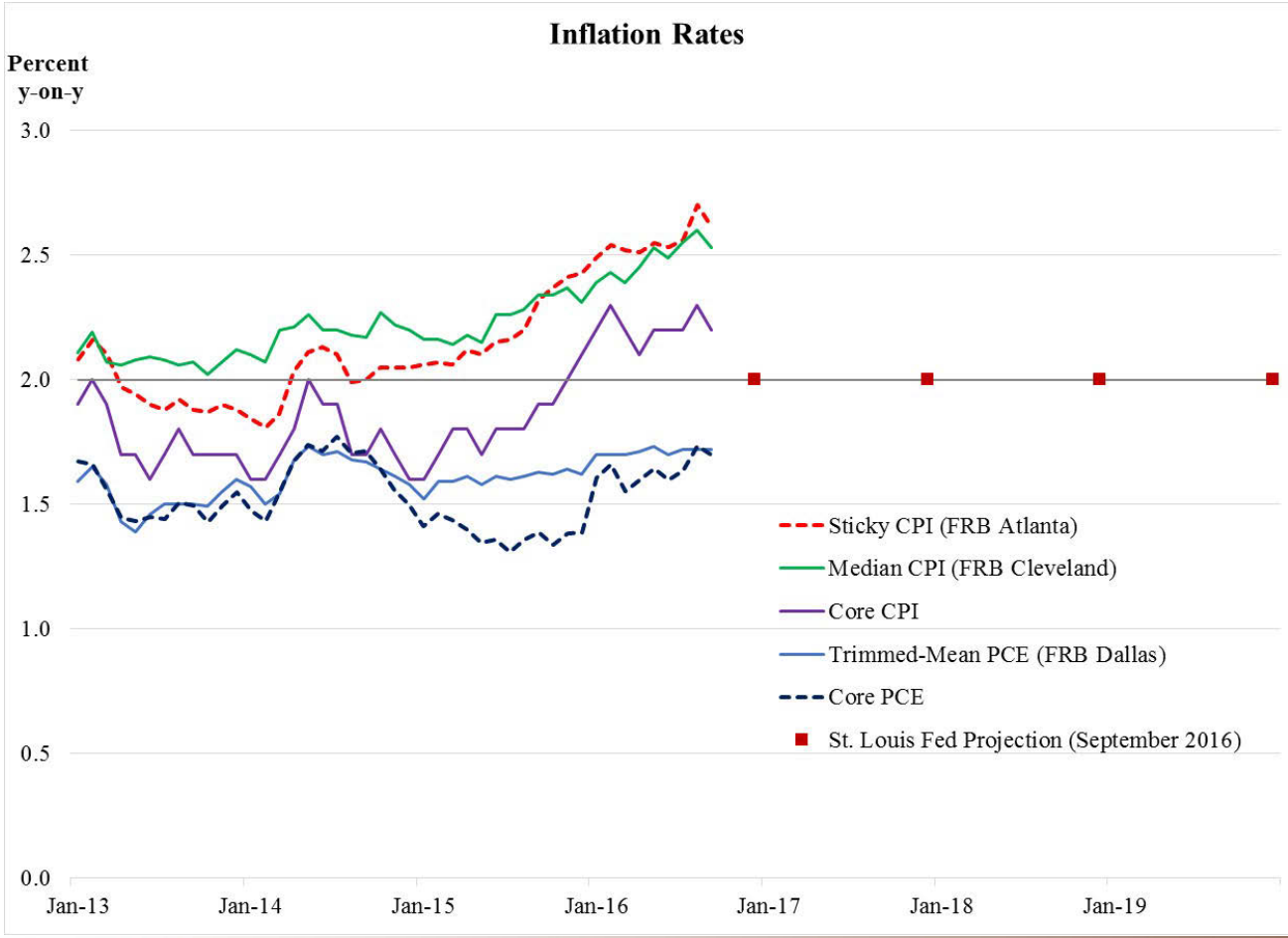
## Eliminating gap terms

- Now we have the Taylor rule written as:

$$i = r^{\dagger} + \pi^* + \phi_{\pi} \pi^{GAP}$$

- The last term on the right is now  $\pi^{GAP}$ , which represents the distance between the current inflation rate and the Committee's inflation target of 2 percent.
- Inflation has been below target in recent years, due in part to commodity-price effects. Net of those effects, this gap is relatively close to zero today as well.
- As a consequence, this term also falls out of the calculation.

# Smoothed measures of U.S. inflation are close to 2 percent



## The inflation target term

- Now we have the Taylor rule written with just two terms on the right-hand side:

$$i = r^{\dagger} + \pi^*$$

- The last term on the right is now  $\pi^*$ , which is the easiest term of all—it is just the inflation target of 2 percent.
- I want to talk in terms of basis points—one basis point is one one-hundredth of a percent.
- Therefore, I will put in 200 for the inflation target.
- This leaves only  $r^{\dagger}$  to be deciphered.

# The Short-Term Real Interest Rate



## The real interest rate term

---

- The Taylor rule is now just:

$$i = r^{\dagger} + 200$$

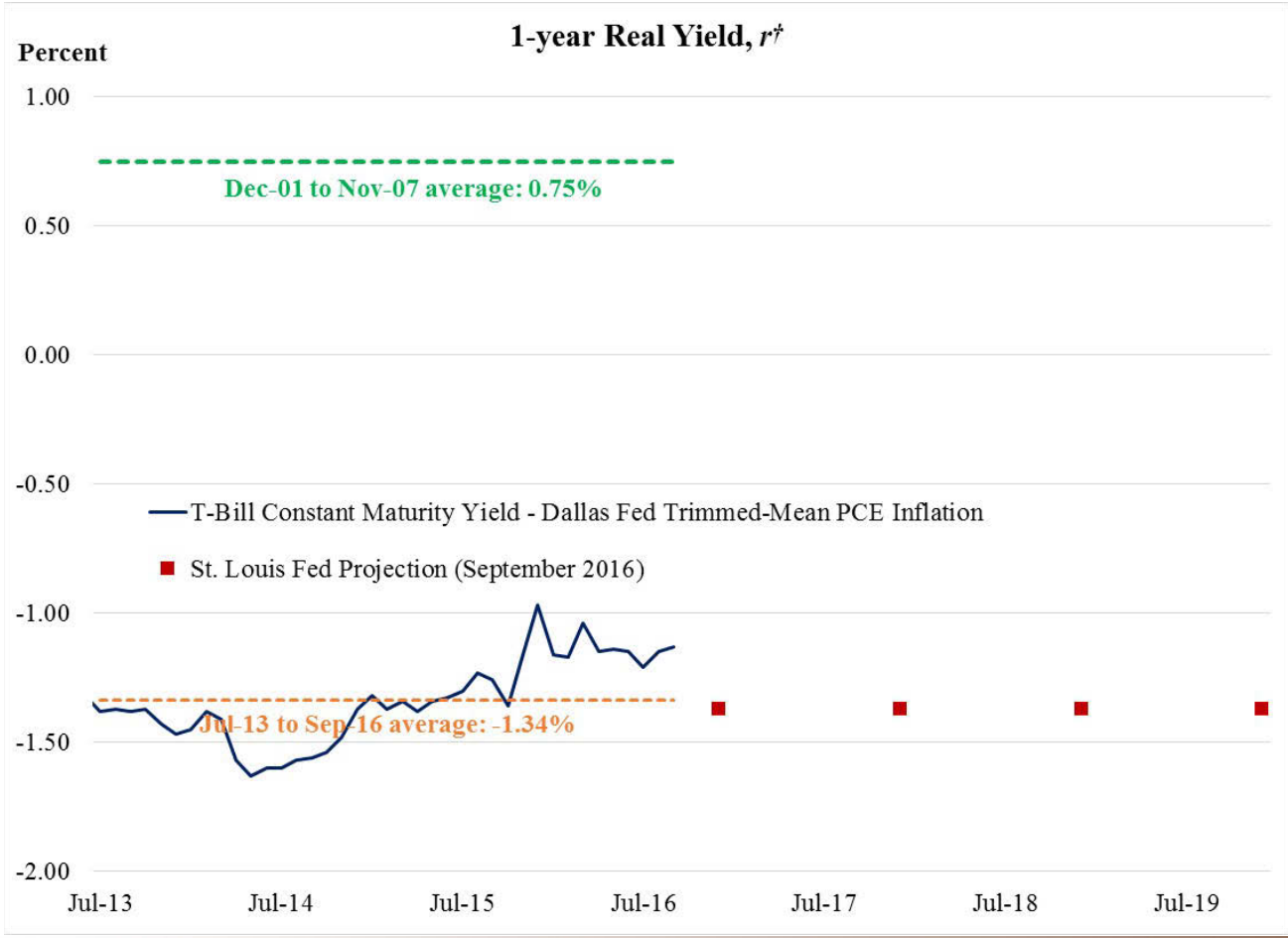
- The term  $r^{\dagger}$  on the right is the real interest rate on safe, short-term assets like short-term government debt.
- *While the Fed is thought to be able to influence real rates over short periods of time (perhaps a few quarters), real rates are determined by market forces over longer time periods.*

## Measuring the real interest rate

---

- One simple way to measure the real return on short-term safe assets is to consider the one-year nominal Treasury security and subtract a one-year smoothed inflation rate from it.
- This produces an ex-post one-year real return on a safe asset.
- There are other methods of calculation, but this one is simple, model-free, and uses a relatively short maturity that allows use of year-over-year inflation measures.

# Real rate of return on short-term government debt, $r^{\dagger}$



## Safe real returns are a lot lower than they used to be

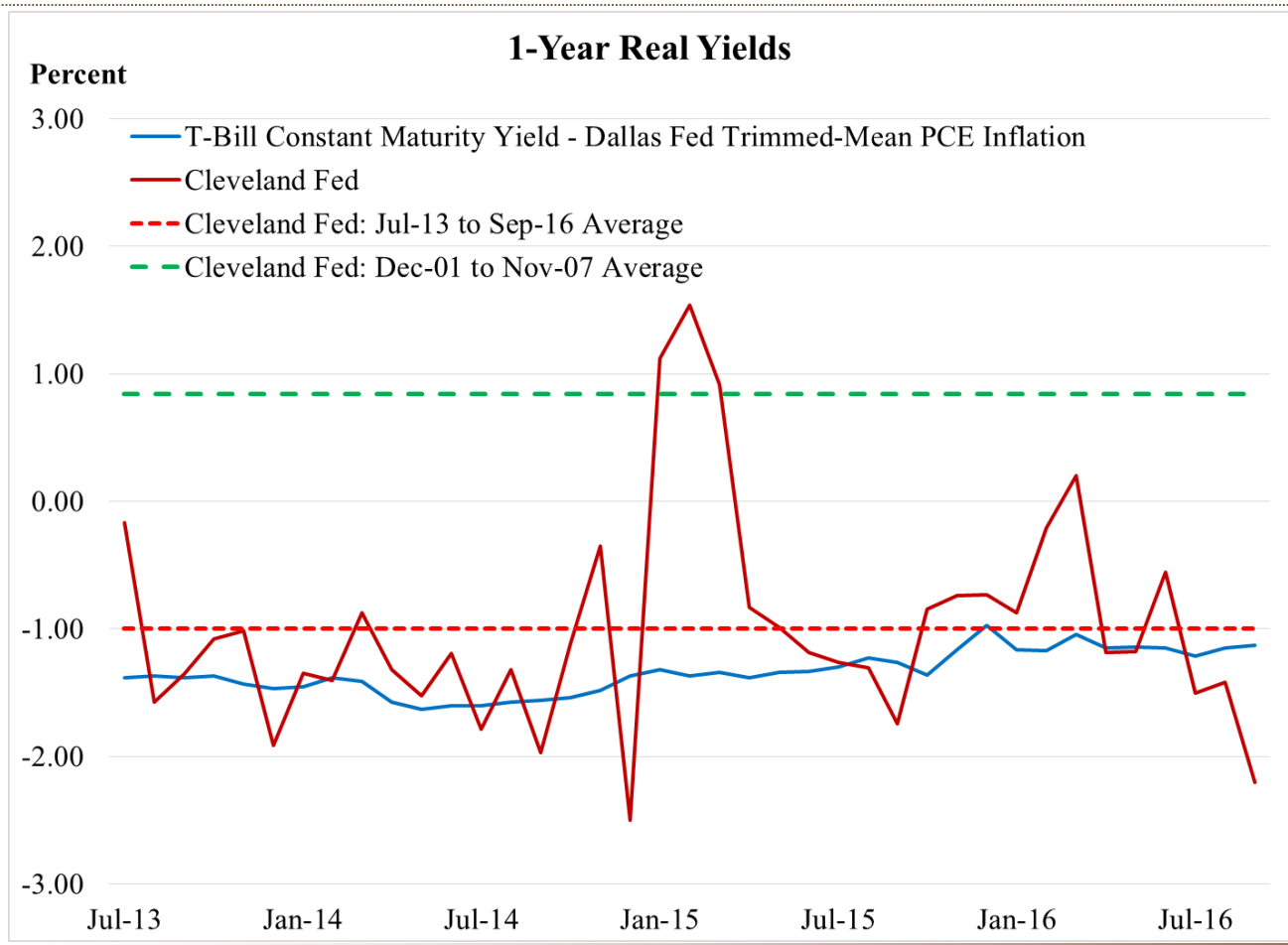
---

- The real rate of return on safe assets measured this way has been more than 200 basis points lower in recent years as compared to the 2001-2007 expansion.
- This goes a long way toward explaining why the policy rate is low today.
- Furthermore, it seems unlikely that the real rate of return on safe assets will return to its historical level over the next two to three years.
- At the St. Louis Fed, we call this a “low-safe-real-rate regime.”

## An alternative measure of the safe real interest rate

- Another way to measure the real return on short-term safe assets is to consider a factor model of real yields, estimated using nominal yields, survey inflation forecasts and inflation swap rates.
  - See J. Haubrich, G. Pennacchi and P. Ritchken, 2012, “Inflation Expectations, Real Rates, and Risk Premia: Evidence from Inflation Swaps,” *RFS*, 25(5), 1588-629.
  - Up-to-date estimates are provided by the Cleveland Fed.
- This is a measure of a one-year expected real return on a safe asset.
- The relevant measure of inflation for this real return is CPI inflation, not PCE inflation.

# Ex-ante and ex-post real yields



Source: FRB of Cleveland, Federal Reserve Board, FRB of Dallas and author's calculations. Last observation: September 2016.

## Real returns are a lot lower than they used to be

---

- The real rate of return on safe assets measured this way has been more than 180 basis points lower in recent years as compared to the 2001-2007 expansion.
- This evidence remains consistent with the idea of a “low-safe-real-rate regime.”

---

# What Does the Taylor-type Rule Recommend?



## What does the Taylor-type rule recommend?

- I have argued that the gap terms in the Taylor-type rule are small.
- I have also argued that the  $r^*$  term is low and is unlikely to change over the forecast horizon.
- Using the ex-post one-year real rate from earlier, the Taylor-type rule now reads

$$i = -134 + 200 = 66$$

- I conclude that a single 25-basis-point increase in the policy rate—from 38 to 63 basis points—will get us very close to the recommended Taylor rule value over the forecast horizon.

## What does John Taylor say?

- The original Taylor rule put a value for  $r^{\dagger}$  at +200 basis points and viewed it as a constant that does not adjust to the changing economic environment.
- This value for  $r^{\dagger}$  would be an eye-popping 334 basis points larger than the one I am recommending, and we would reach a very different policy conclusion.
- John Taylor and Volker Wieland (2016) have argued that the practice of estimating a model-based  $r^{\dagger}$  is fraught with empirical difficulties.
  - See J. Taylor and V. Wieland, 2016, “Finding the Equilibrium Real Interest Rate in a Fog of Policy Deviations,” *Business Economics*, 51(3), 147-54; and T. Laubach and J. Williams, 2016, “Measuring the Natural Rate of Interest Redux,” *Business Economics*, 51(2), 57-67.
- Here we have presented measures of  $r^{\dagger}$  that are less model-driven.

---

# Multiple Regimes

## Multiple regimes

---

- The St. Louis Fed's new approach to forecasting and monetary policy suggests thinking of the macroeconomy in terms of regimes.
- When the real rate of return on safe assets is relatively high, a Taylor-type rule would recommend relatively high settings for the policy rate. This is one possible regime.
- When the real rate of return on safe assets is relatively low, as it is now, a Taylor-type rule recommends relatively low settings for the policy rate. This appears to be the current regime.

## Regime-dependent monetary policy

---

- The regimes lead to very different settings for the policy rate, one high and the other low.
- But policy is following a Taylor-type rule in both circumstances, meaning that the policy rate can be adjusted for deviations of output and inflation from long-run levels.
- The monetary policy is “equally good” in each of the regimes.
- If there is a change of regime, monetary policy would have to adjust to the new circumstance.

# Why Are Real Returns Low?

## Why are safe real returns low?

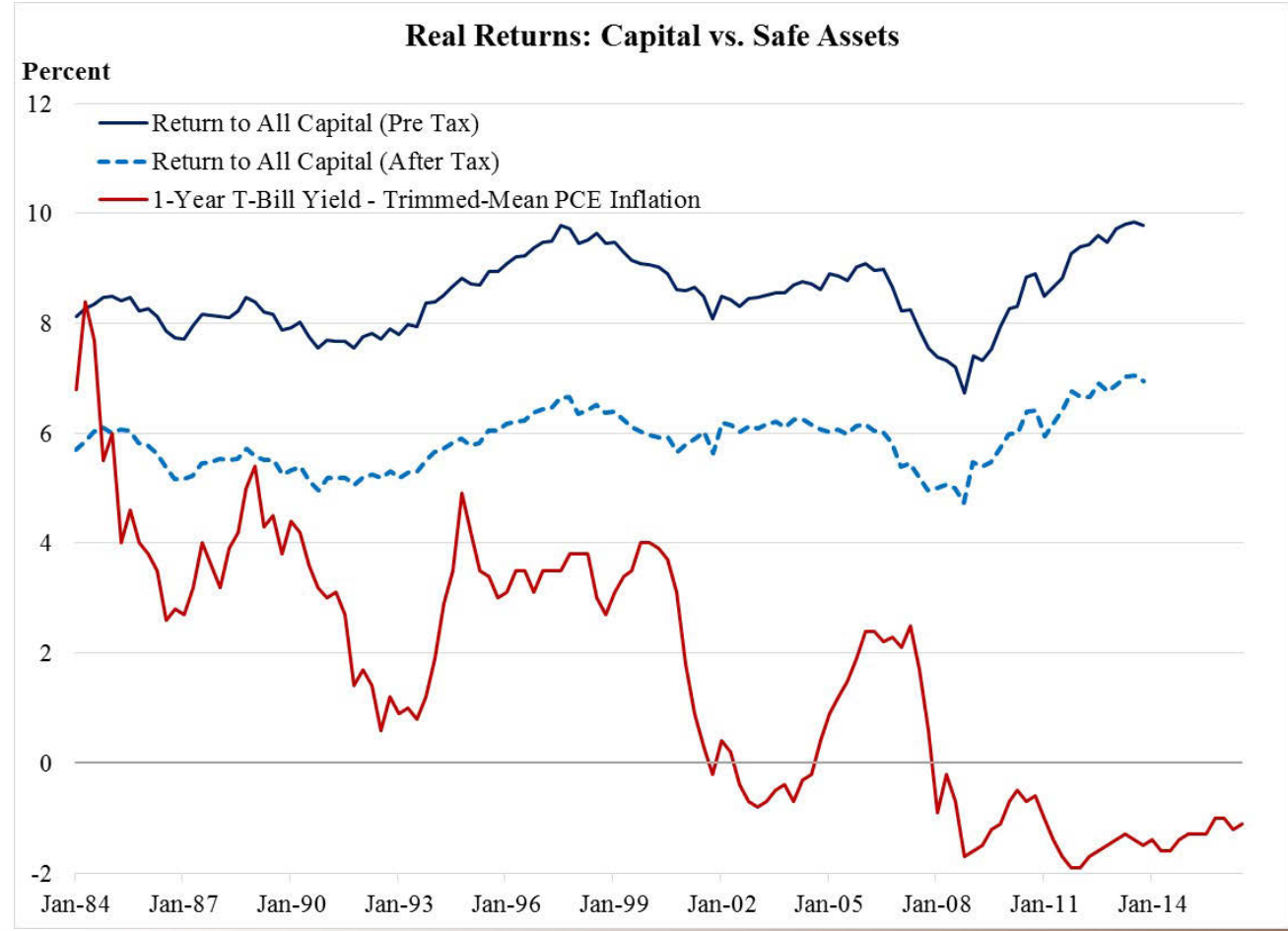
- The reasons behind the exceptionally low real rate of return on safe assets have been widely debated.
- I will focus on three factors that may be putting downward pressure on safe real rates of return:
  - A declining trend in real rates of return on safe assets in the U.S. over recent decades.
  - The fact that investors are willing to pay premium prices for safe assets like government debt.
  - Low productivity growth.

## A declining trend

- The low real return on safe assets does not mean that all real returns in the economy are low.
- Real rates of return on safe assets have been declining relative to the real return on capital (as calculated from GDP accounts) in the U.S. for several decades.
  - This decline cannot be attributed to monetary policy.
- This suggests that there has been an increasing demand for safe assets during this period.
- We call this the “high-liquidity-premium” regime.
  - See D. Andolfatto and S. Williamson, 2015, “Scarcity of Safe Assets, Inflation, and the Policy Trap,” *JME*, 73(1), 70-92; R. Lagos, 2010, “Asset Prices and Liquidity in an Exchange Economy,” *JME*, 57(8), 913-30; and S.D. Williamson, 2016, “Scarce Collateral, the Term Premium, and Quantitative Easing,” *JET*, 164(1), 136-65.
- This seems unlikely to change over the forecast horizon.



# Real returns on capital and safe assets



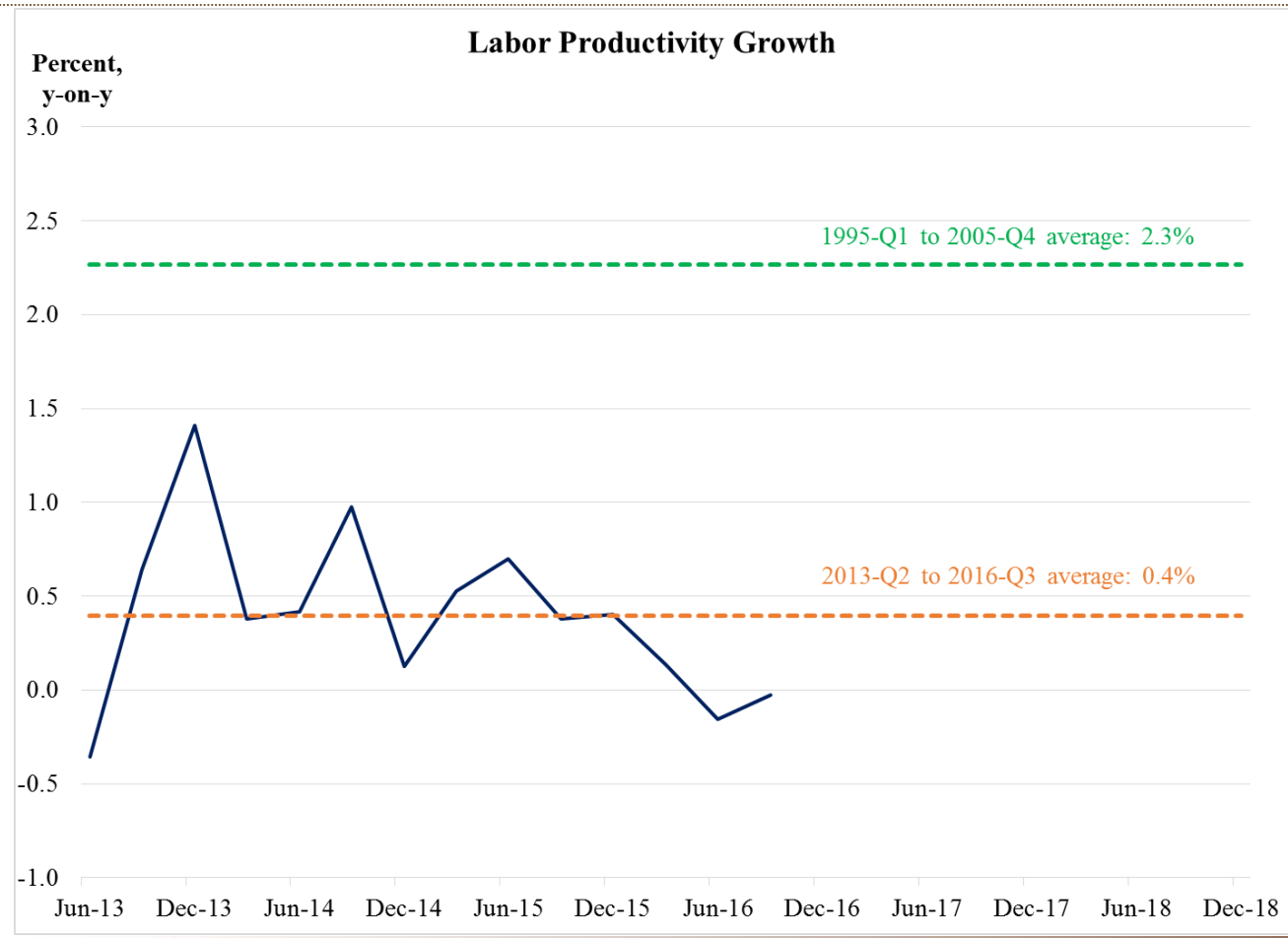
Source: P. Gomme, B. Ravikumar and P. Rupert. "Secular Stagnation and Returns on Capital," FRB of St. Louis Economic Synopses No. 19, 2015; Federal Reserve Board, FRB of Dallas and author's calculations.

## The low-productivity-growth regime

---

- In addition, we are in a low-productivity-growth regime in the U.S.
- The low-productivity-growth regime is feeding into lower rates of real GDP growth and lower rates of consumption growth than would otherwise be the case.
- This is likely putting downward pressure on safe real rates of return.
- This also appears to be unlikely to change over the forecast horizon.

# The high- and low-productivity-growth regimes



---

# Conclusion

## Conclusion

---

- Because unemployment and inflation are relatively close to their long-run values, the recommended policy rate from a Taylor-type rule depends mostly on the safe real rate of return.
- Safe real rates of return are exceptionally low and are not expected to rise soon, a “low-safe-real-rate regime.”
- This means, in turn, that the policy rate should be expected to remain exceptionally low over the forecast horizon.
- This can still be viewed as a high-quality monetary policy, as the Taylor rule is followed even though the level of the policy rate is lower.



CENTRAL  
to  
AMERICA'S  
ECONOMY™

***Federal Reserve Bank of St. Louis***  
[stlouisfed.org](http://stlouisfed.org)

***Follow us on Twitter***  
[twitter.com/stlouisfed](https://twitter.com/stlouisfed)

***Federal Reserve Economic Data (FRED)***  
[fred.stlouisfed.org](http://fred.stlouisfed.org)

***James Bullard***  
[research.stlouisfed.org/econ/bullard/](http://research.stlouisfed.org/econ/bullard/)