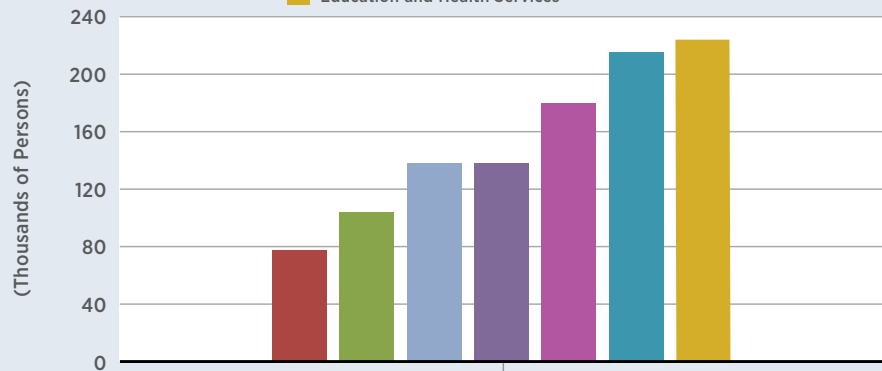


## Employment by Sector

FRED

- Construction
- Financial Activities
- Professional and Business Services
- Leisure and Hospitality
- Retail Trade
- Manufacturing
- Education and Health Services



research.stlouisfed.org

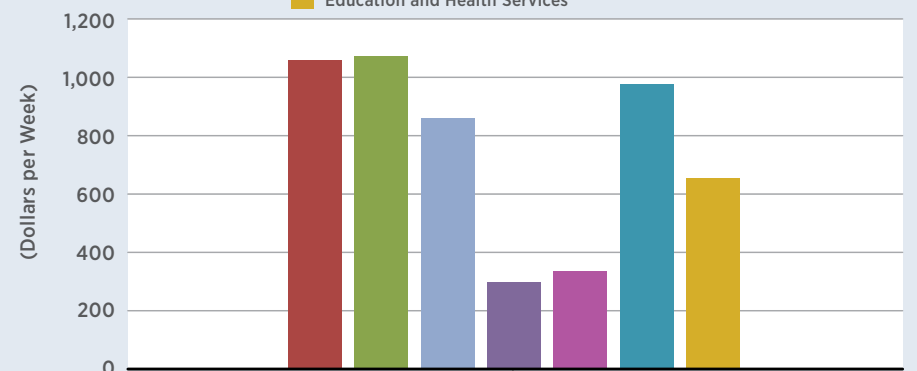
2015

<http://myf.red/g/cgr5>

## Average Weekly Earnings by Sector

FRED

- Construction
- Financial Activities
- Professional and Business Services
- Leisure and Hospitality
- Retail Trade
- Manufacturing
- Education and Health Services

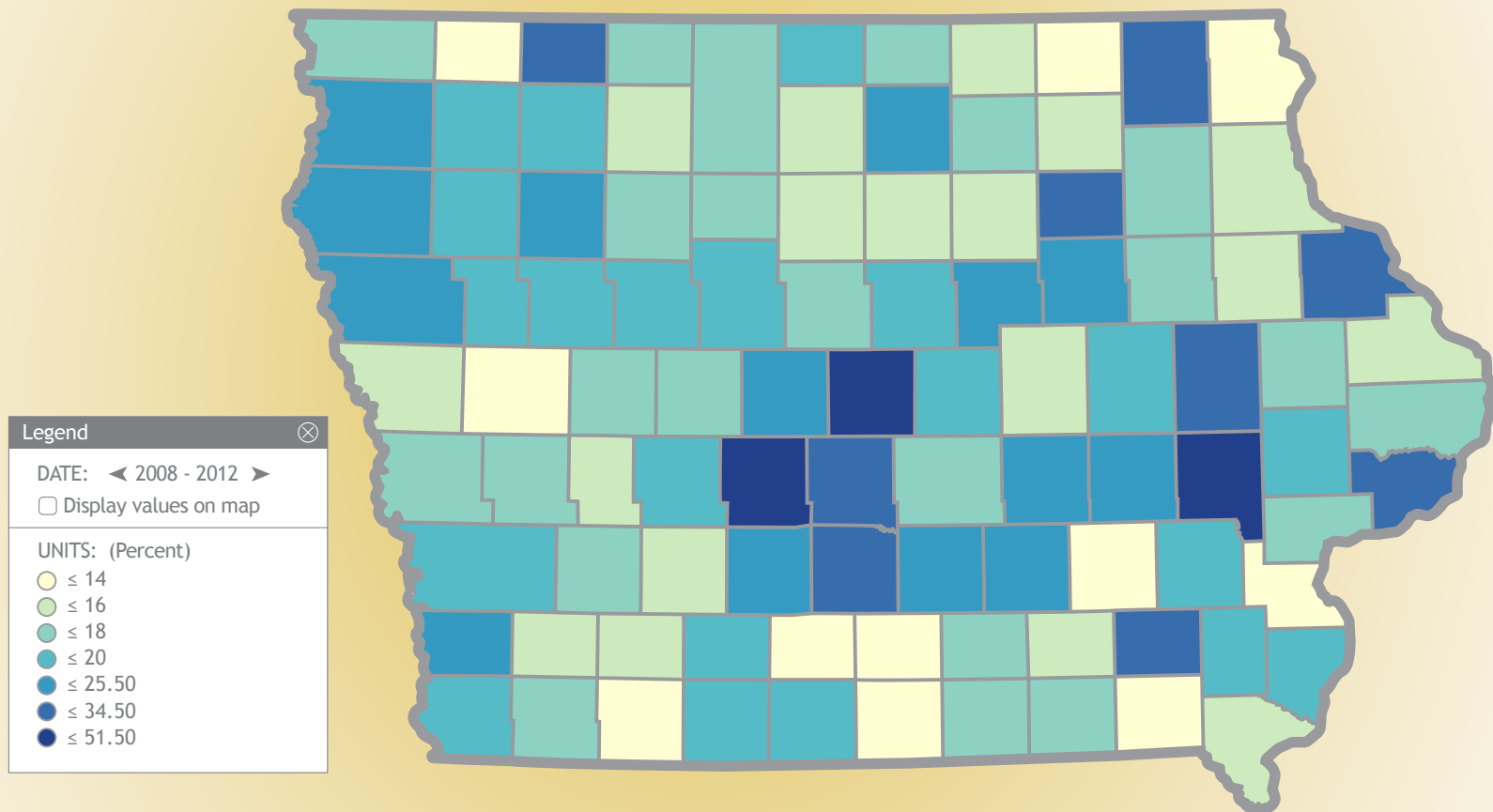


research.stlouisfed.org

2015

<http://myf.red/g/cgrd>

## Bachelor's Degree or Higher 5-year Estimate



Legend

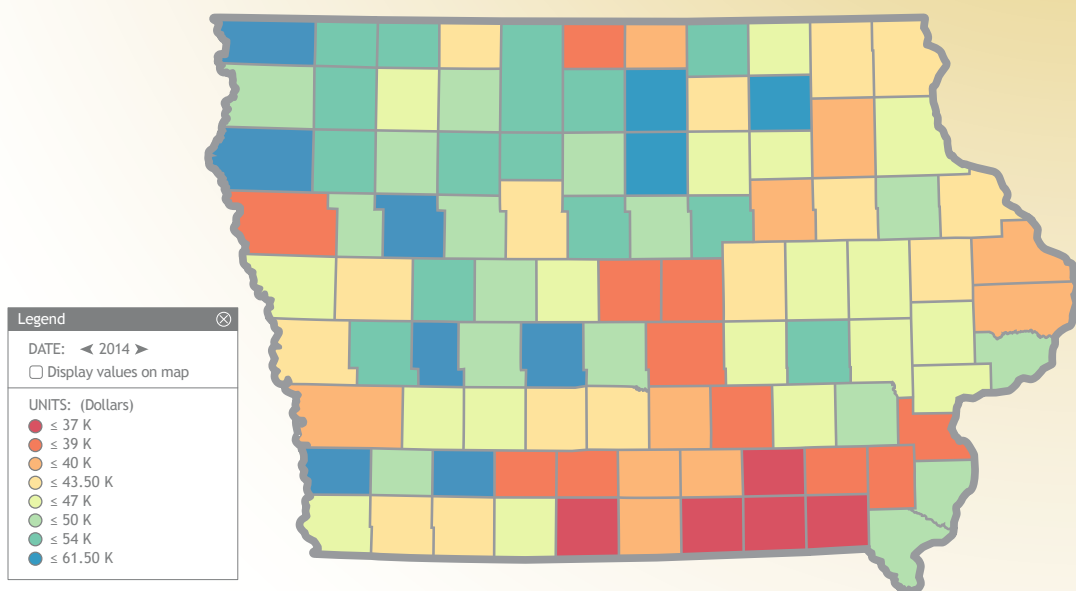
DATE: < 2008 - 2012 >

Display values on map

UNITS: (Percent)

- ≤ 14
- ≤ 16
- ≤ 18
- ≤ 20
- ≤ 25.50
- ≤ 34.50
- ≤ 51.50

## Per Capita Personal Income by County



Legend

DATE: < 2014 >

Display values on map

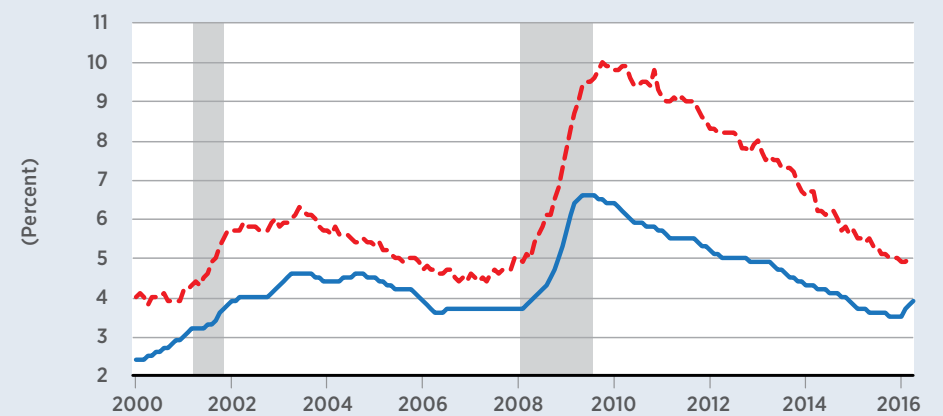
UNITS: (Dollars)

- ≤ 37 K
- ≤ 39 K
- ≤ 40 K
- ≤ 43.50 K
- ≤ 47 K
- ≤ 50 K
- ≤ 54 K
- ≤ 61.50 K

## Unemployment Rates USA, Iowa

FRED

- Unemployment Rate in Iowa
- Civilian Unemployment Rate



research.stlouisfed.org

<http://myf.red/g/cgrD>

