



FEDERAL
RESERVE
BANK *of*
ST. LOUIS

Recent Developments in U.S. Monetary Policy

James Bullard
President and CEO

Effingham County Chamber of Commerce

Sept. 23, 2019
Effingham, Ill.

CENTRAL TO
AMERICA'S ECONOMY®

Any opinions expressed here are my own and do not necessarily reflect those of the Federal Open Market Committee.

Introduction

Key themes

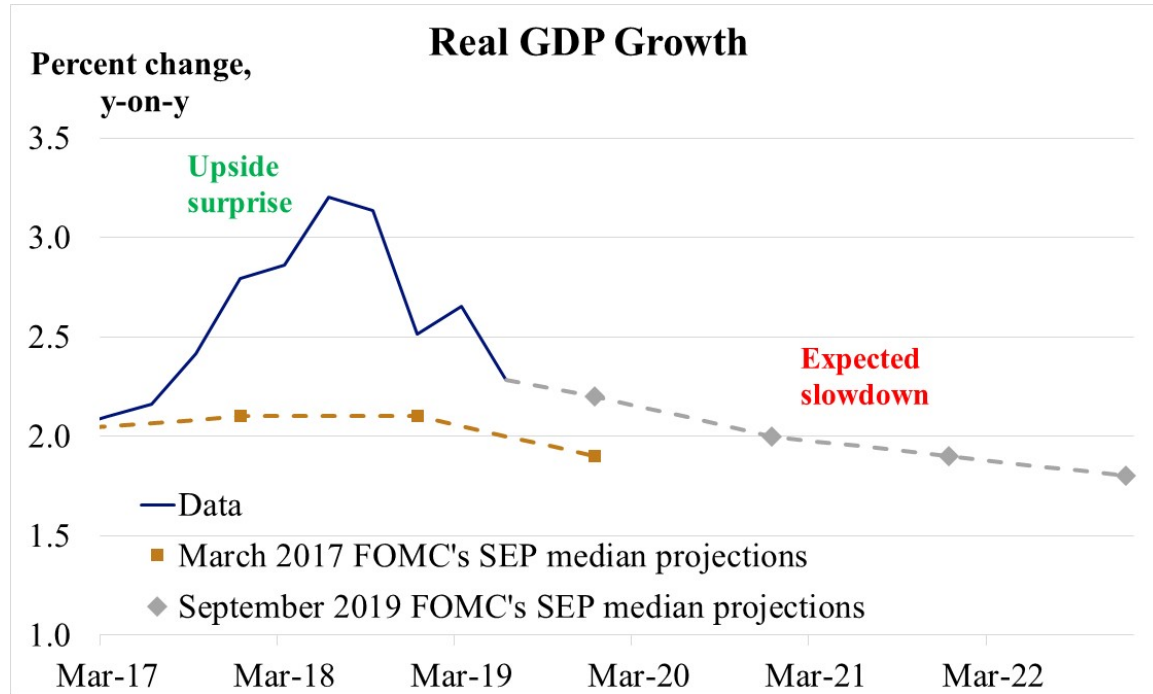
- The U.S. economy is slowing down relative to 2017 and 2018.
- The economy faces downside risk that may cause the slowdown to be sharper than expected.
- A sharper-than-expected slowdown may make it more difficult for the Federal Open Market Committee (FOMC) to achieve its 2% inflation target.
- The FOMC has tried to help insure against this downside risk by dramatically altering the path of monetary policy during 2019.
- The FOMC may choose to provide additional accommodation going forward, but decisions will be made on a meeting-by-meeting basis.

A Slowing Economy

Slower growth

- According to the most recent figures on U.S. real GDP, the economy grew at a 2.5% pace during 2018.
- Growth for 2019 as a whole has long been expected to be slower as the economy returns to its potential growth rate.
- The key risk is that this slowing may be sharper than anticipated.

U.S. real economic growth



Sources: Bureau of Economic Analysis and Federal Reserve Board. Last observation: 2019-Q2.

Downside Risks to Growth

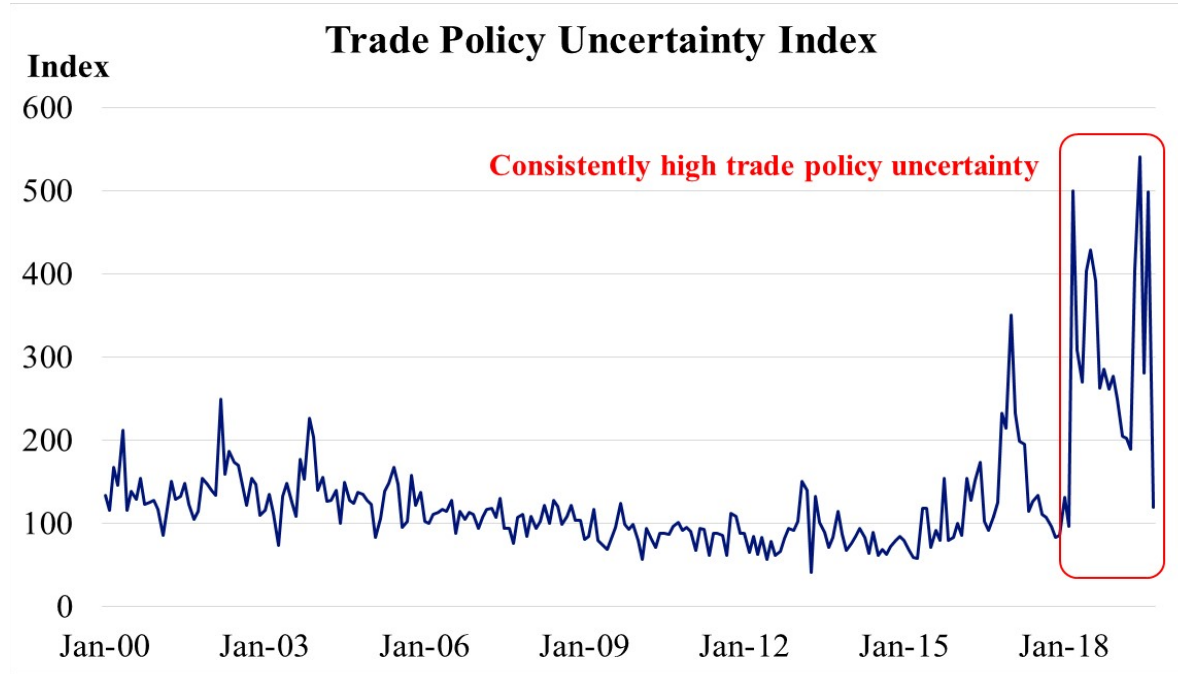
Downside risks to growth

- It is possible that a sharper-than-expected slowdown could materialize in the quarters ahead.
- The downside risks, possibly interrelated, include:
 - The effects of magnified global trade policy uncertainty
 - Slowing growth in the global economy
 - Contraction in global and U.S. manufacturing
 - Slowing U.S. business investment
 - An inverted yield curve, which seems to suggest U.S. monetary policy may be too restrictive for the current environment

Ongoing trade disputes

- Recent developments in global trade negotiations suggest that it will be difficult to reach a stable global trade regime over the forecast horizon.
- This is likely chilling global investment and feeding into slower global growth.
- The direct effects of trade restrictions on the U.S. economy are relatively small, but the effects through global financial markets may be larger.

High trade policy uncertainty



Source: www2.bc.edu/matteo-iacoviello/tpu.htm. For details, see D. Caldara, M. Iacoviello, P. Molligo, A. Prestipino and A. Raffo, “The Economic Effects of Trade Policy Uncertainty,” International Finance Discussion Paper No. 1256, September 2019, Federal Reserve Board. Last observation: September 2019.

U.S. monetary policy and trade

- U.S. monetary policy cannot reasonably react to the day-to-day give-and-take of trade negotiations.
- I think of trade regime uncertainty as simply being high in the current environment and as something that is already being judgmentally factored into my monetary policy calculus.
- Particular threats or counterthreats are only manifestations of already high trade regime uncertainty.
- I do not expect this uncertainty to dissipate in the quarters and years ahead.

Slowing global growth

- Trade policy uncertainty creates a disincentive for global investment.
- Accordingly, the global growth environment looks weaker in recent quarters.
- Slower global growth may feed back into slower growth in the U.S.

Slowing global growth

	2018* (1)	2019 projected in Oct. 2018 ** (2)	2019 projected in July 2019 * (3)	Worsening projections: Difference (3) – (2)	2018-2019 slowdown: Difference (3) – (1)
U.S.	2.9%	2.5%	2.6%	+0.1%	-0.3%
Euro area	1.9%	1.9%	1.3%	-0.6%	-0.6%
U.K.	1.4%	1.5%	1.3%	-0.2%	-0.1%
Japan	0.8%	0.9%	0.9%	0.0%	+0.1%
China	6.6%	6.2%	6.2%	0.0%	-0.4%

Growth rates are year-over-year; differences are expressed in percentage points.

Sources: * International Monetary Fund, World Economic Outlook Update, July 2019;

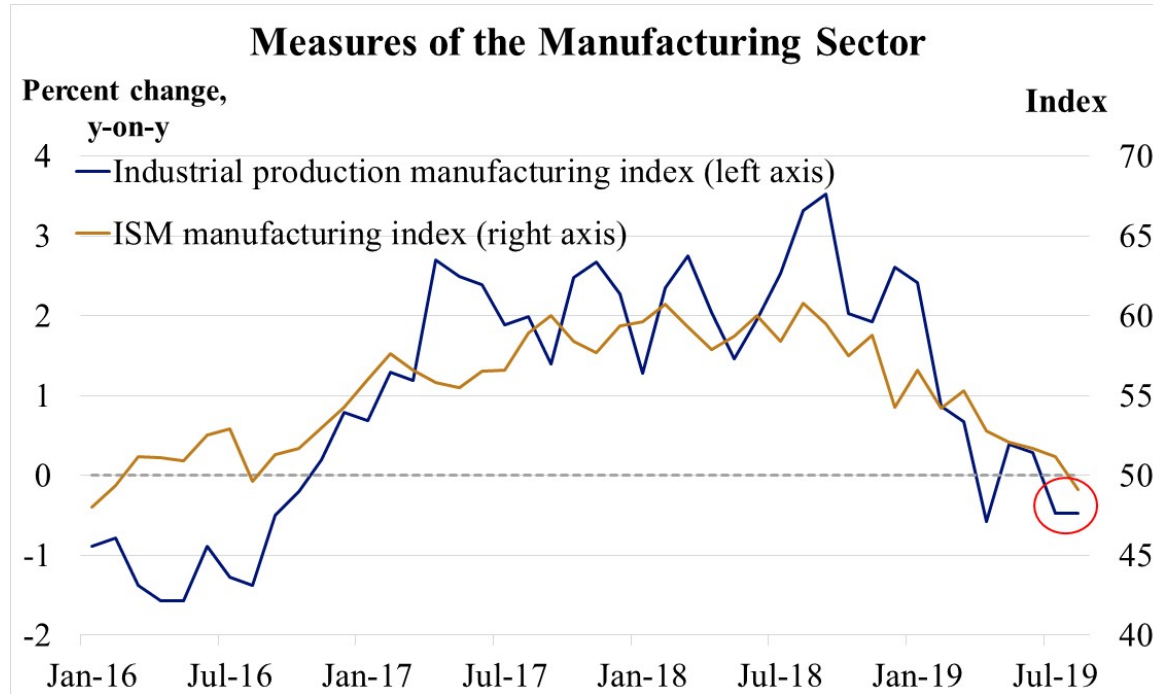
** International Monetary Fund, World Economic Outlook, October 2018.

Global manufacturing contracting



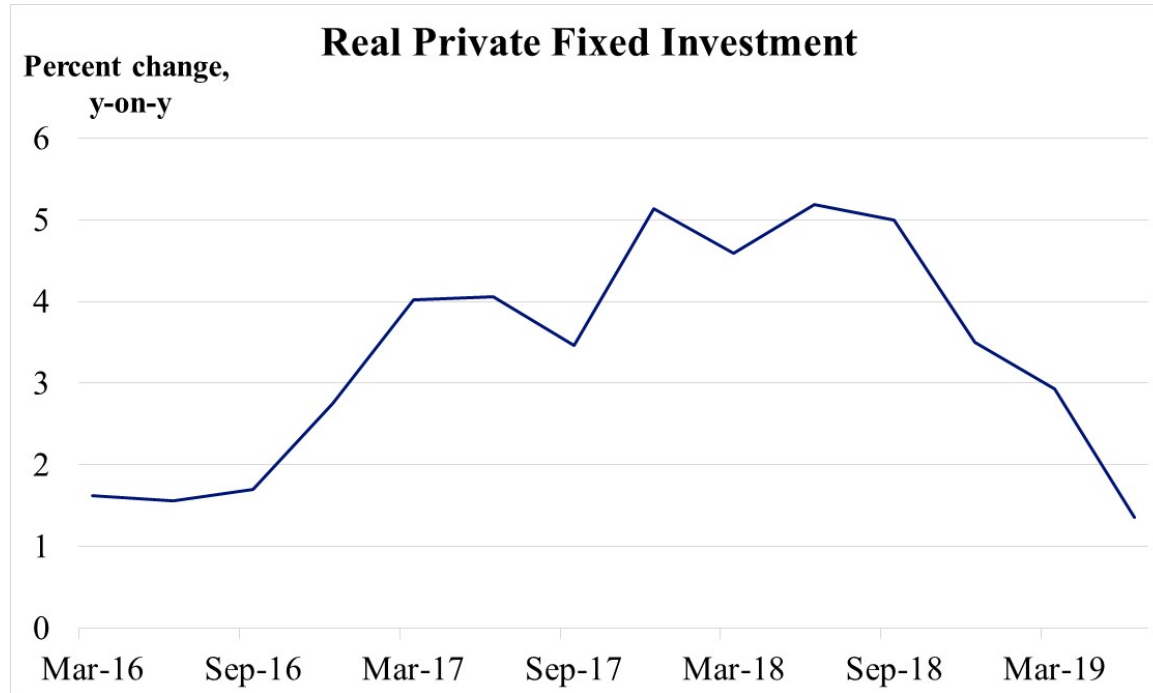
Source: IHS Markit/JPMorgan Chase. Last observation: August 2019.

U.S. manufacturing stalling



Sources: Federal Reserve Board, Institute for Supply Management and author's calculations. Last observation: August 2019.

U.S. business investment slowing

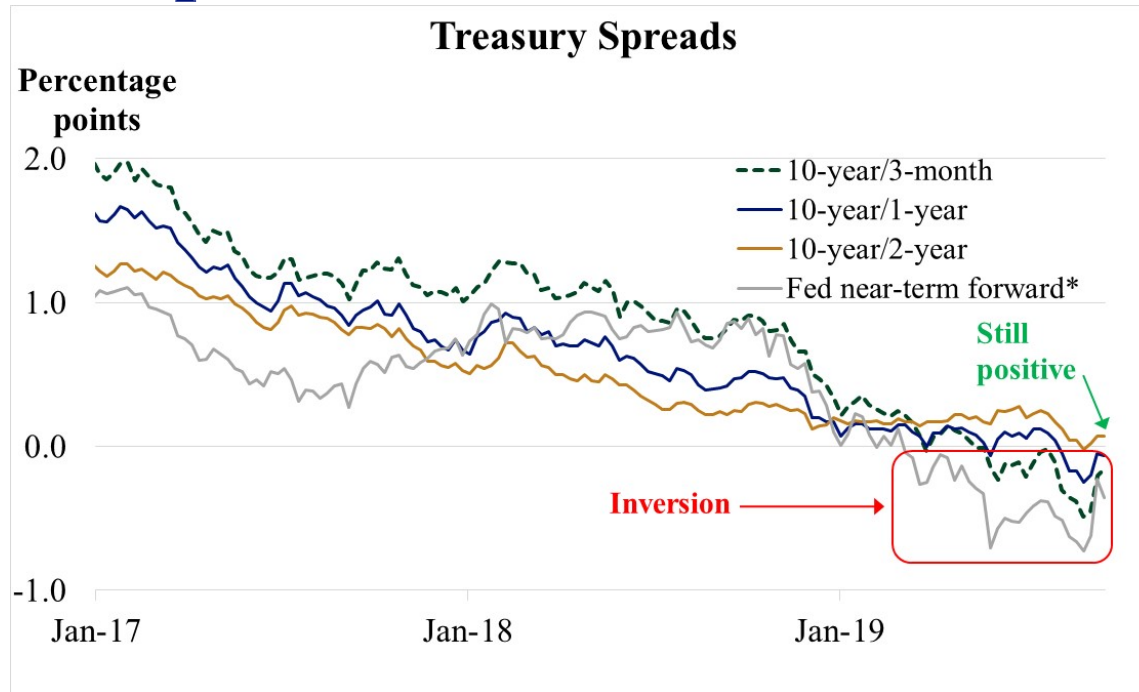


Source: Bureau of Economic Analysis. Last observation: 2019-Q2.

Yield curve inversion

- The slope of the yield curve contains important information for monetary policymakers.
- An inversion of the yield curve has tended to predict the onset of recession in the U.S. during the postwar era.
- Some portions of the Treasury yield curve are inverted today.
 - In particular, the 10-year yield is below the effective federal funds rate.
 - However, the 10-year yield is currently above the two-year yield, likely because markets are anticipating future policy moves by the FOMC, and so we are not seeing an intensification of the yield curve inversion so far.

Yield curve partial inversion



Sources: Federal Reserve Board, Bloomberg and author's calculations. Last observation: Week of Sept. 18, 2019.

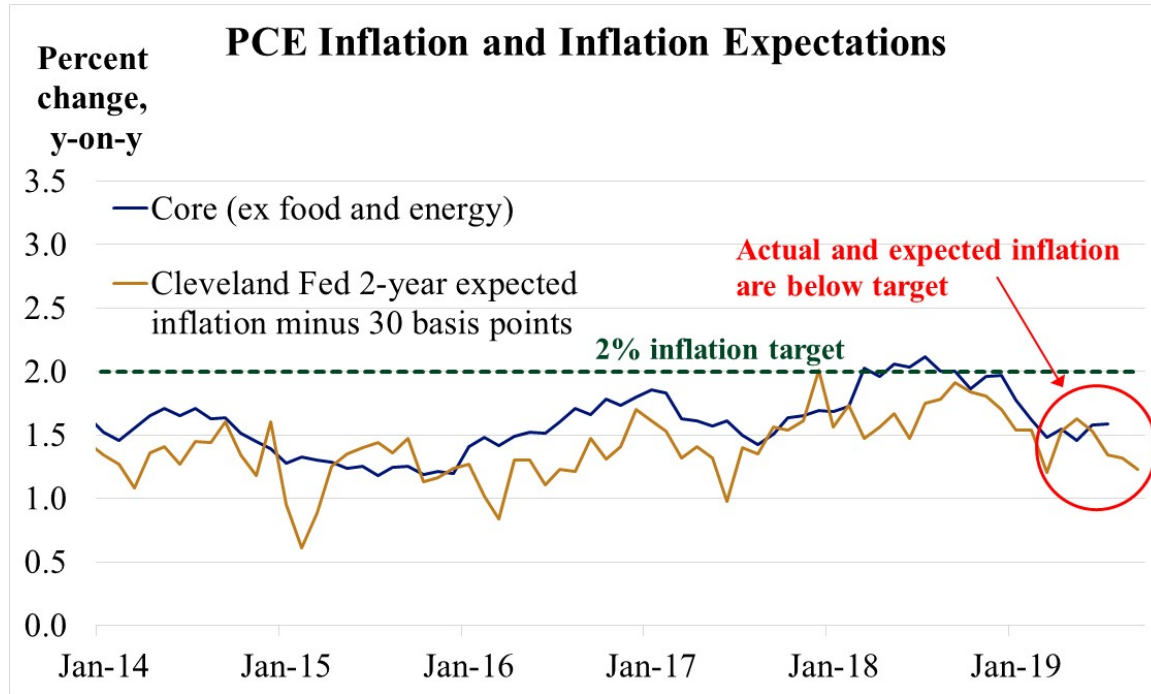
* For details, see E. Engstrom and S. Sharpe, "[The Near-Term Forward Yield Spread as a Leading Indicator: A Less Distorted Mirror](#)," Federal Reserve Board FEDS Working Paper No. 2018-055, July 2018.

Muted Inflation

Inflation expectations remain below target

- The FOMC has a stated inflation target of 2%.
 - The inflation target is in terms of the annual change in the price index for personal consumption expenditures (PCE).
 - The FOMC often uses the core PCE inflation rate to gauge inflation performance.
- Both inflation and inflation expectations are below target.
- This is occurring despite more than two years of upside surprise on the real growth rate of the U.S. economy.
- Insurance rate cuts may help re-center inflation and inflation expectations at the 2% target sooner than otherwise.

Inflation and inflation expectations low



Sources: Bureau of Economic Analysis, Federal Reserve Bank of Cleveland and author's calculations. I subtract 30 basis points from expected CPI inflation to roughly translate to a PCE inflation basis. Last observations: July 2019 and September 2019.

A Turnaround in U.S. Monetary Policy

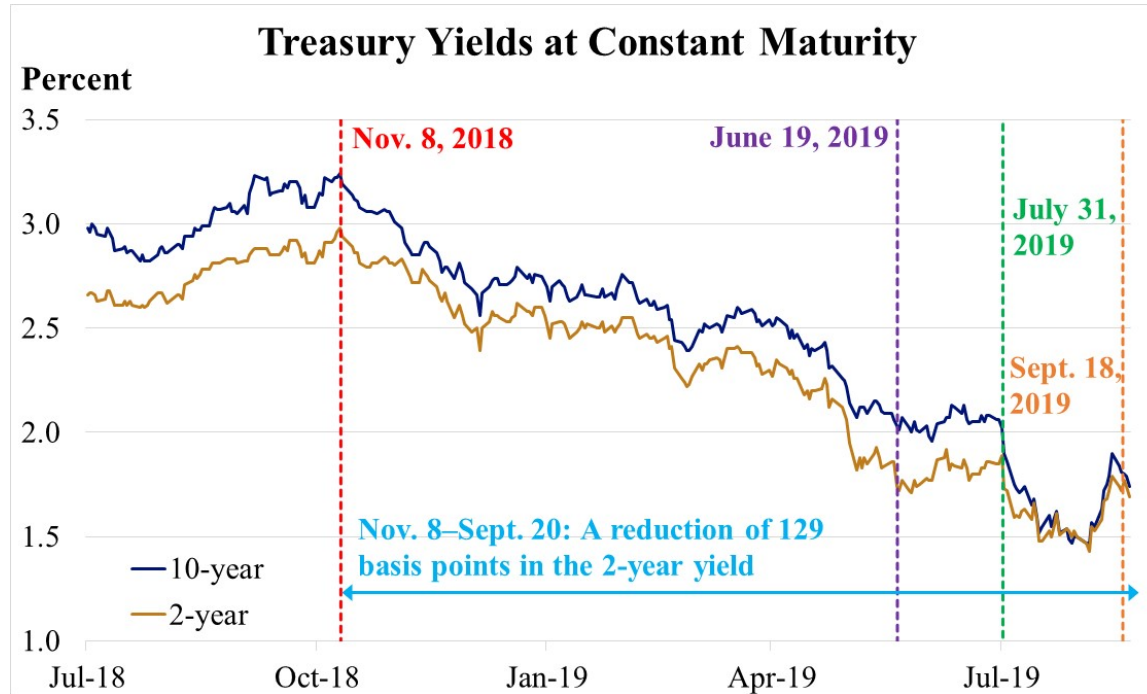
U.S. monetary policy in 2019

- The FOMC has been cognizant of these developing downside risks.
- During the first half of 2019, the FOMC began to project fewer increases in the policy rate and also laid out a plan to cease the runoff of the Fed's balance sheet.
- On June 19, the FOMC did not change the policy rate but strongly suggested that a future downward adjustment could be warranted.
- On July 31, the FOMC followed through and reduced the policy rate.
- On Sept. 18, the FOMC made an additional reduction in the policy rate.

Interest rates are dramatically lower

- What was the effect of this turnaround in U.S. monetary policy?
- The effect has been much larger than simply the two latest rate reductions because the expectation as of late last year was that the FOMC would actually raise rates further in 2019.
- The following chart captures more of the true magnitude of the change in policy during 2019.

Effects of the change in monetary policy



Source: Federal Reserve Board. Last observation: Sept. 20, 2019.

Interpretation

- One straightforward reading of these events is that the outlook for shorter-term interest rates influenced by the FOMC, as embodied in the two-year yield, dropped by 129 basis points during the last 10 months because of FOMC actions.
- This is a very large change over this time frame.
- Furthermore, these policy actions fed through to longer-term yields, which are more important for investment decisions.
- The bottom line is that U.S. monetary policy is considerably more accommodative today than it was as of late last year.

Conclusion

Monetary policy today

- The FOMC continues to face a slowing economy with some downside risk due to ongoing global trade regime uncertainty.
- Meanwhile, inflation and inflation expectations continue to fall short of the FOMC's 2% target.
- However, FOMC actions have also changed the outlook for shorter-term interest rates considerably over the last 10 months, ultimately providing more accommodation to the economy.
- The FOMC may choose to provide additional accommodation going forward, but decisions will be made on a meeting-by-meeting basis.



FEDERAL
RESERVE
BANK *of*
ST. LOUIS

Connect With Us

James Bullard

stlouisfed.org/from-the-president

STLOUISFED.ORG

**Federal Reserve
Economic Data
(FRED)**

Thousands of data
series, millions of users

**Blogs and
Publications**

News and views
about the economy
and the Fed

**Economic
Education
Resources**

For every stage
of life

**Community
Development**

Promoting financial
stability of families,
neighborhoods

SOCIAL MEDIA



ECONOMY MUSEUM

