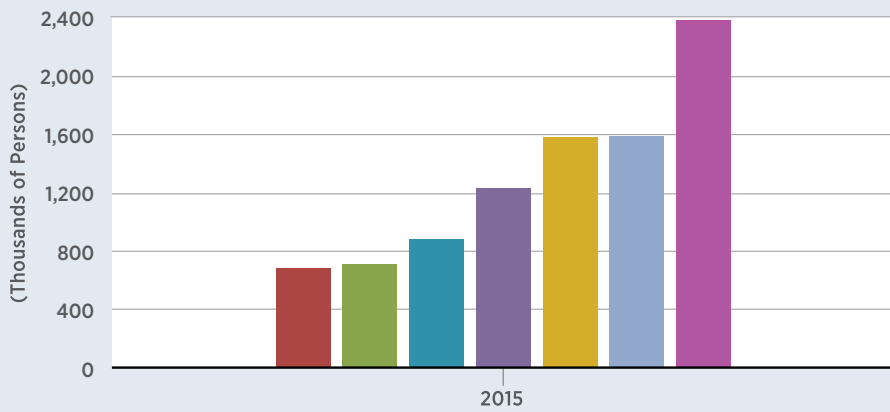


Employment by Sector

FRED 

- Construction
- Financial Activities
- Manufacturing
- Leisure and Hospitality
- Education and Health Services
- Professional and Business Services
- Trade, Transportation, and Utilities



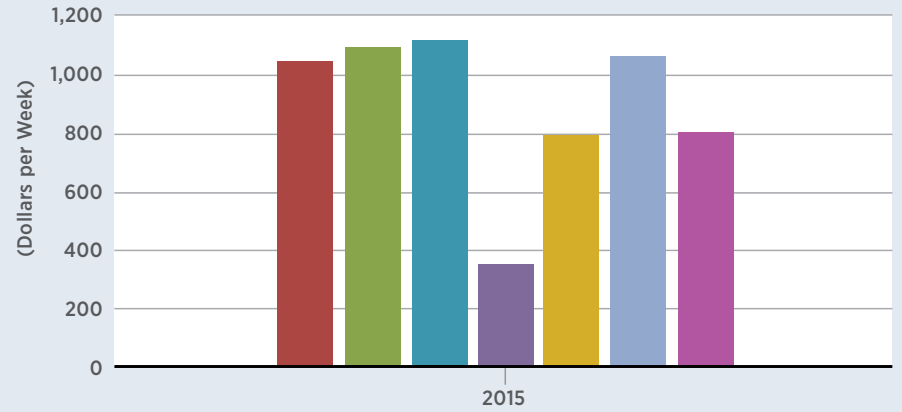
research.stlouisfed.org

<http://myf.red/g/75jM>

Average Weekly Earnings by Sector

FRED 

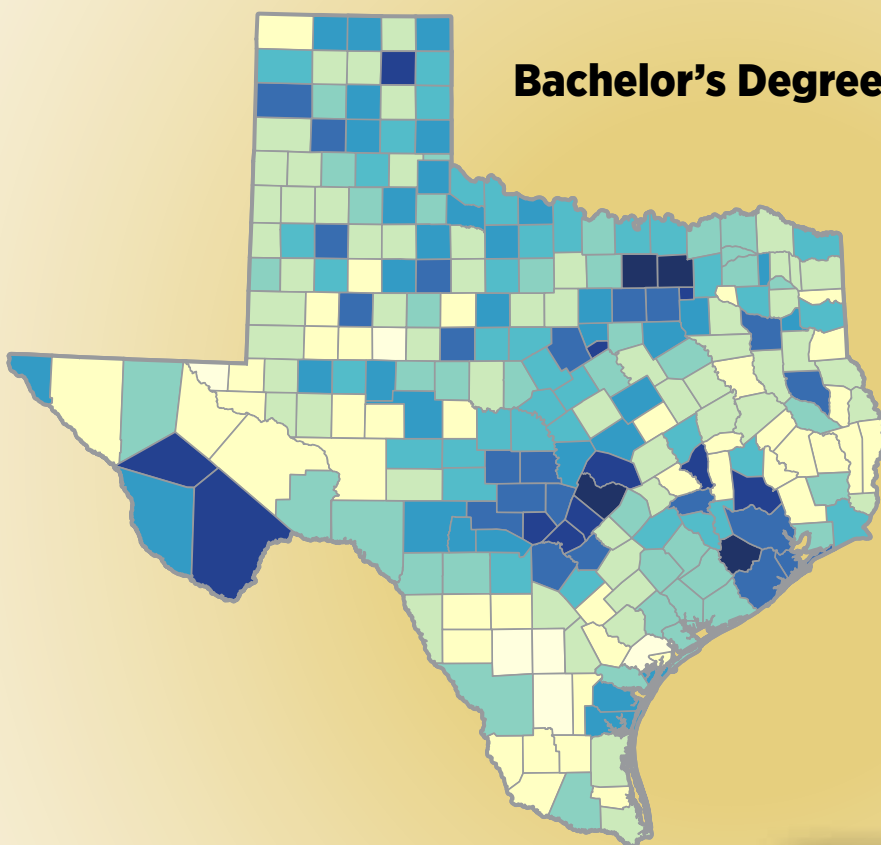
- Construction
- Financial Activities
- Manufacturing
- Leisure and Hospitality
- Education and Health Services
- Professional and Business Services
- Trade, Transportation, and Utilities



research.stlouisfed.org

<http://myf.red/g/75jV>

Bachelor's Degree or Higher 5-year Estimate



Legend

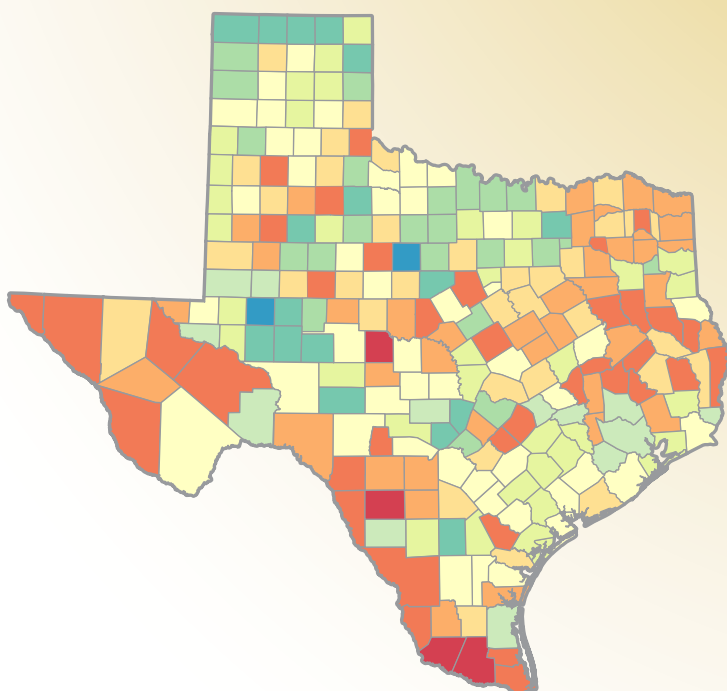
DATE: < 2008 - 2012 >

Display values on map

UNITS: (Percent)

- ≤ 7.40
- ≤ 12
- ≤ 14.90
- ≤ 16.90
- ≤ 19.90
- ≤ 23.80
- ≤ 29.90
- ≤ 39
- ≤ 49

Per Capita Personal Income by County



Legend

DATE: < 2014 >

Display values on map

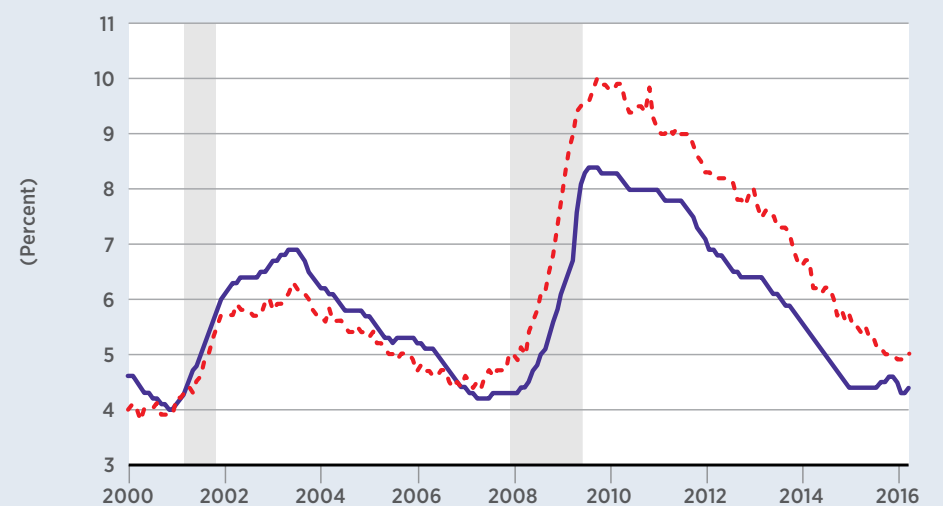
UNITS: (Dollars)

- ≤ 24 K
- ≤ 33 K
- ≤ 36 K
- ≤ 39 K
- ≤ 43 K
- ≤ 48 K
- ≤ 57 K
- ≤ 76 K
- ≤ 98 K

Unemployment Rates USA, Texas

FRED 

- Unemployment Rate in Texas
- Civilian Unemployment Rate



research.stlouisfed.org

<http://myf.red/g/7gvC>

